

NSS Visual Arts

新高中視覺藝術科

YWT 袁老師

Curriculum Framework 課程框架

視覺藝術學習 Visual Arts Learning

Visual Arts Appreciation & Criticism in Context

- Knowledge
- Experiences & Skills
- Values & Attitudes

視覺藝術評賞與情境

- 知識
- 經驗與技能
- 價值觀與態度

Visual Arts Making

- Knowledge
- Experiences & Skills
- Values & Attitudes

視覺藝術創作

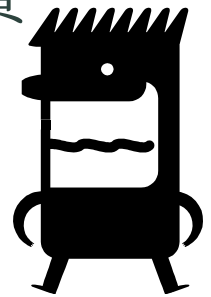
- 知識
- 經驗與技能
- 價值觀與態度

So you have to study... 你要學...

• Art Theory 藝術理論

• Art History 藝術史

To write an essay 寫作藝術評賞



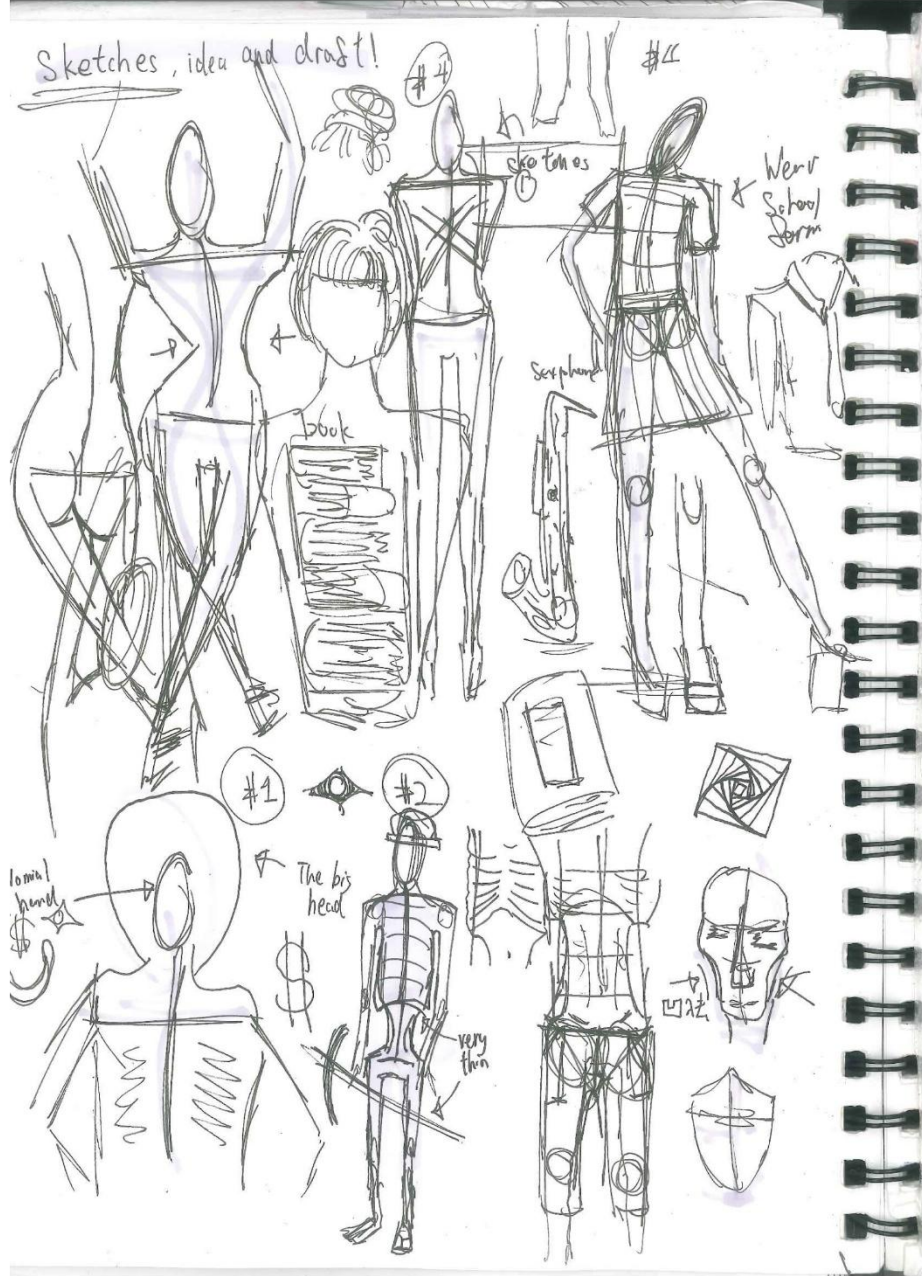
Art Making 藝術創作

Different media and technique 不同媒介與技巧

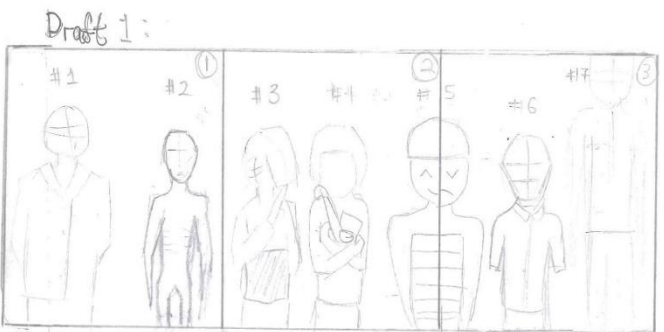
- 1) Drawing and Painting 素描與繪畫
- 2) Media Art 媒體藝術
- 3) Ceramics 陶瓷

And more





Draft & idea



First draft


First idea #1

CHANGE

INTRODUCTION

THIS is my first draft and there are 7 people who are different job and background, and this painting is going to show their feeling and they are trying to change themselves with any way. I paint 7 peoples base on it is meaning 7 deadly sins. 7 deadly sins are surround us. also social is pushing us. on the other hand, 7 deadly sins is suit my title and topic.

After my research, I found that Willson Shieh's style is very interesting. His painting is colourful and the people are stand one by one. So I blend this style into my art-work!





After Art work one, I want to emphasize our emotion and place. So I try to find out the way to present the emotion. I choose painting a part from these art media. Since on painting is the present skill that I can use and present the emotion.

Since on these art parts in emotion which is happy, calm, sad and angry. So in this project, I will print the draw emotion. As the artwork one, the artwork must have a connection with art. In Hong Kong, most of workers who they work hard, it is one of the reason that Hong Kong people were high pressure which they always argue! At the same time, the low-income and high expense of day-goods are making they sad. So I will print the emotion for my artwork.

How To MAKE ART WORK 2

As we all know, Hong Kong is a rich city. In fact, Hong Kong is a sad city. For me, I am not a bit happy about it. The Hong Kong people got too much pressure with not relaxing.

Thanks to the pressure from Hong Kong people, I can figure out the artwork (what should I print?). In the art work 2, I going to print the angry and sad emotion. But there are a enormous challenge — I am not good at print something really. So I have to find the way to overcome the barriers.

What is Emotion

In psychology, emotion is a subject-conscious experience characterized primarily by psychophysiological expression, behavioral reaction and mental states. Emotion is often associated and measured psychologically with mood, temperament, personality, disposition, and motivation. It also is influenced by hormones such as adrenaline, serotonin, oxytocin, cortisol and GABA. Emotion is often the driving force behind numerous positive or negative. An alternative definition of emotion is a positive or negative experience that is associated with a particular pattern of physiological activity.

The physiology of emotion is closely linked to arousal of the nervous system with various states and strengths of arousal relating, apparently, to particular



Artist's artwork


Francoise Nelly it's known that the childhood is one of the most important periods of an artist's life.



Francoise Nelly is a French painter who is famous for painting vibrant and colorful abstract portraits of people such as Barack Obama. She was born in Marseille, brought up near Cannes and Saint-Tropez and a now lives in Paris.

Artwork Style
Her artwork is typically vibrant and detailed. A lot of her work is inspired by urban life. Francoise uses found to paint her artwork as she seems to prefer the Blackboard brushstroke created by them. Painting portraits is her specialty. As a child, she was taught by her father that there was "no room for mistakes" and this has potentially allowed the clarity of her artwork. She loves her painting, with bright and contrasting colors. She was represented in many exhibitions and art fairs in Europe and America.

Her artwork not only use a lot of bright and contrasting color, but also the emotion. Once again it shows the emotion is the DNA of painting.



Draft and Painting

As usual I start my painting with the draft. This time I use charcoal pencil to draw the draft because I figure that charcoal is very easy to clear or remove with a wet towel. Just in case something is going wrong, I can correct it.



Base on the I will to create the deep-yellow tone. So I try to mix some yellow and grey to into other color to create the tone. Also I try use mean role color to paint the face and use some first color to create the detail. Such as the nose. On the other hand, I try to not use black to outline the nose because it will become wider. I mean it will look it. So I use some brown and deep red to create a connection between the nose and the face.

Lastly, I try to create the texture of the woolen sweater. I use some green and blue color to create the shadow part. but, the result is not as good as I thought. In the work, I have to use another way.



So I start to think what to use. Finally, I design to use a large simple color zone to create the woolen sweater because I figure out the sweater is not important! So I use some strong brushstroke to create the sweater. Also I use a black line to separate the neck and the sweater. It can separate two different color tones. I think the Black line can be a transition.

There are some problem in this painting — the feeling of sad is not strong enough. So I try to figure out what's wrong. Later, I design to paint a stronger eye shadow. The feeling of sad is coming out.



Since I add some grey to the eye shadow, the feeling of sad become stronger and better.

Painting Step

I start it with some simple color, such as black and brown to create the shadow part.

I use different color to create the detail. Also the bold brushstroke.

Most of the detail were create by the bold line.

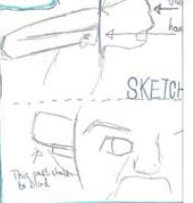
So I start to print the background with a strong, deep red color. I think it will be better if there are some changes. Therefore I add some yellow to create some pattern and try to make it not too boring.

Different with the "Mistwood". I haven't start the sketch, instead I try to start my painting with some simple base color such as black and brown to be a shadow part. Also I create a large area with the color, after the I use observation color to create the detail. Because I think the painting should in red tone. So I use red, deep yellow, orange and pink to create the detail. On the other hand, I believe that brushstroke can show the emotion of the man. So I use a strong and thick brushstroke to create the detail.

Later I found that a strong contrast on color is very dramatic therefore. I use 3 different tone color to create the texture and light. The yellow on left hand side, the red (tone) on middle and the dark color on the right hand side.



After I finish the face, it mean I am nearly finish the painting. So I going to sketch the hand. I think it is better if there are not so detail. Because the hand should behind the face.



These is the Final Work

Artist Andrew Salgado



↓ Detail ↓



cross

There is an artwork "Temple" who were painting by Andrew Salgado. His painting used a lot of different colour and texture to create the body of the painting. When I figure out the detail of the painting, I found that the shadow part is very interesting. He uses some cold-color to create the shadow part, such as the purple, green and blue. Also the brushstroke is very strong, especially the nose. All in all, I can learn a lot of skills for his painting.

As we see, Andrew used a lot of brushstrokes to create the nose, also the shadow of the nose is mixed with a lot of color. Finally, the artist loves something not-native. In this artwork, he adds a lot of "cross" and "dot".



Andrew Salgado

- He studied and worked in London, UK since 2008
- He is one of 100 artists who join 100 Painters of Tomorrow
- Recipient of the Saskatchewan Lieutenant Governors Arts Award (2013)

When I saw his artwork in Facebook, I know that his artwork is beautiful. I believe in this painting style will be my painting main goal, but for me, it is impossible to copy the style immediately. Because his artwork has a lot of detail, also the use of color is hard to create/copy.

But I can be my own!

His painting is first-rate, but I am going to create my own painting style (I mean colour, texture).

To make a better content on the blank and shadow part, maybe I can start with a human face, also found some reference.



9 How Andrew create artwork

Andrew's painting has a lot of patterns in the background. And most of the patterns are some words or some squares, dots and lines.

Theme 主題

- ANYTHING YOU LIKE!!! 自定主題
- Art work becomes your presentation of the research result. 藝術作品是你的研習結果

HKDSE...

- **School-based Assessment (SBA) 校本評核 (50%)**
- **Public Examination (4 hours) 公開考試 (50%)**

HKDSE...

School-based Assessment (SBA) 校本評核(50%)

Research workbook 研習工作簿	(20%)
4 pieces of Artwork 4 份作品	(30%)

HKDSE...

Public Examination (4 hours) (50%)

Paper 1– Visual presentation of a theme, **OR**

Paper 2– Design

Each Paper consists of the following:

(i) Written presentation on critical appreciation of reproductions of artwork provided, (45 min) and (10%)

(ii) Art making (3 hr and 15 min) (40%)

HKDSE...

公開考試 (4 小時) (50%)

卷一：視覺形式表達主題 或
卷二：設計

每卷包括有：


- | | |
|------------------------|-------|
| (i) 藝術評賞 (45 分鐘) 與 | (10%) |
| (ii) 藝術創作 (3 小時 15 分鐘) | (40%) |

Art as Profession...4 aspects of Art 以藝術為專業的4個範疇

- 1) Art Making 藝術創作
- 2) Art Education 藝術教育
- 3) Art Management 藝術管理/行政
- 4) Art critics/history research 藝評/歷史研究


1) Art Making 藝術創作

- You can be an Artist, a Designer, a Creative Director, an Art Director etc.
- 藝術家，設計師，導演，美術指導



2) Art Education 藝術教育

- Visual Arts Teacher 視藝老師
- Studio Art Tutor 畫室教師
- Artist Teacher 藝術家導師



3) Art Management 藝術管理/行政

- Curator, Gallery and Museum Officers.
- 策展人，畫廊/ 藝術館工作人員

4) Art Critics/History Research 藝評/歷史研究

- Art Critics 藝評
- Researcher in University 大學研究員
- Auction House Officers 拍賣行工作人員



Interest and Ability 興趣與能力

- Interest興趣✓ Ability能力✓ = 😊
- Interest興趣✓ Ability能力? = 😊
- Interest興趣? Ability能力✓ = 😐
- Interest興趣? Ability能力? = ☹️